

SC CHORAL RISER

The versatile SC Choral Riser is both compact and durable, perfect for choir performances in any venue. Because it is a mobile unit with casters, Staging Concepts' Choral Riser can be conveniently folded up and easily rolled into storage by just one person. Equally important, when folded the SC Choral Riser can be tucked away using minimal storage space, then be conveniently retrieved and set up at a moments' notice. Because of a lift assist, the SC Choral Riser is simple to fold into storage position and unfold to a performance configuration. The SC Choral Riser is available in standard 3-tier 6' wide units and can be arranged in straight or half-round configurations.



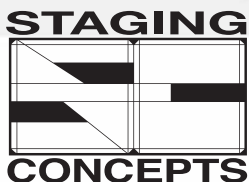
Choral Riser Setup – Straight (units shown: Type A, Type B, Type A)



Choral Riser Setup – Half-round (units shown: Type A, Type A)



Choral Riser – Storage Position



SC CHORAL RISER

ADVANTAGES

Efficiency

- Operable by one person for folding, unfolding, and rolling
- Able to be set up with only one tool, provided by Staging Concepts
- Gas shock lift assist springs used to transfer riser from base onto casters

Durability

- Aluminum forming enhances the rigidity of the riser, providing a durable, quality product for years

Mobility

- Swivel locking casters allow for trouble-free maneuvering and minimal movement while set up

Safety

- Rounded riser corners eliminate sharp exterior edges
- Lightweight unit and gas shocks eliminate excessive strain when lifting/folding
- Safety latch engages in both storage and performance configurations

Variety

- Choose from a variety of tread surface finishes and colors to meet your choral riser needs
- Surface options: Carpet, poly vinyl, unfinished plywood, painted plywood

TECHNICAL SPECIFICATIONS

The SC Choral riser complies with the following:

3-Tier 6' Wide Choral Riser

- Tread Substrate: 1" (25mm) Marineteck plywood
- Tread Surface: Carpet, poly vinyl, unfinished plywood, painted plywood
- Frame: Aluminum (black powder coat finish)
- Casters: (4) Heavy-duty 4 inch (102mm) diameter swivel casters 2 swivel, 2 rigid, with load rating of 700 lbs (317.5 kg)
- Lift Assist: (1) Gas shock lift assist spring

DIMENSIONS, WEIGHTS, AND FINISH OPTIONS

Performance Dimensions:

72" W x 62" D x 66" H
(1829 mm x 1575mm x 1677mm)

Storage Dimensions:

72" W x 25" D x 66" H
(1829mm x 635mm x 1677mm)

Weight:

175 lbs / 80 kg

Surface Finish Options:

1. Carpet
2. Poly vinyl
3. Unfinished plywood
4. Painted plywood

Frame Finish:

Black powder coat

SC CHORAL RISER SCHEMATICS

Choral Riser Style 'A'

Storage Set-up



Top View

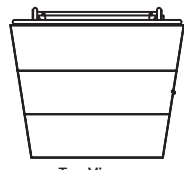


Front View




Side View

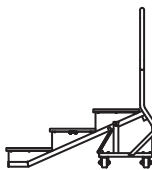
Performance Set-up



Top View



Front View



Side View

Choral Riser Style 'B'

Storage Set-up



Top View

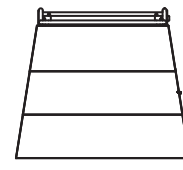


Front View



Side View

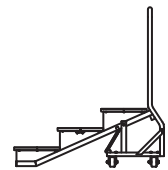
Performance Set-up



Top View

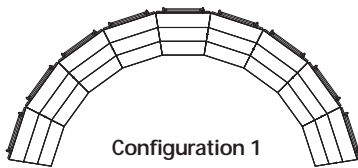


Front View

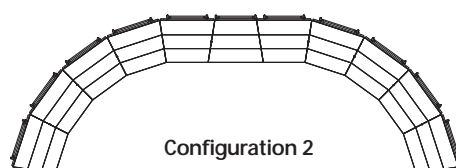


Side View

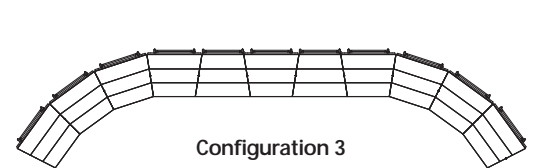
Configurations:



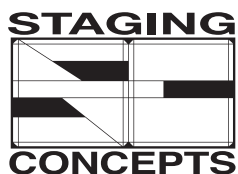
Configuration 1



Configuration 2



Configuration 3



Configuration 4